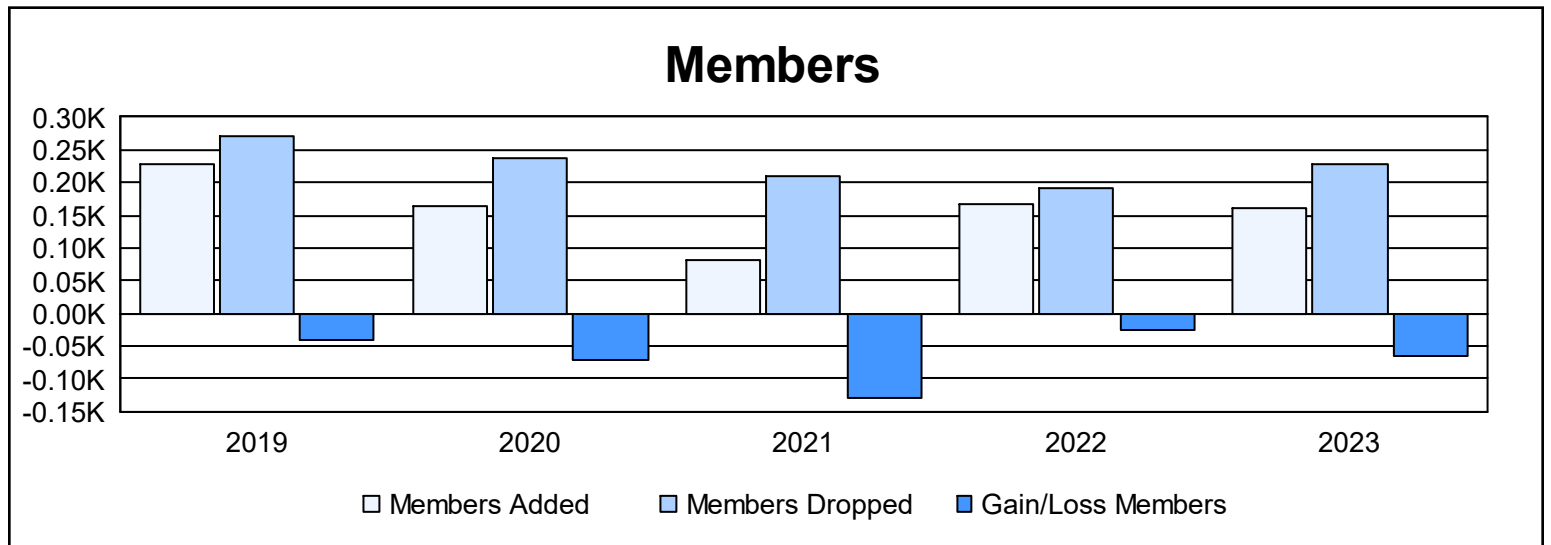
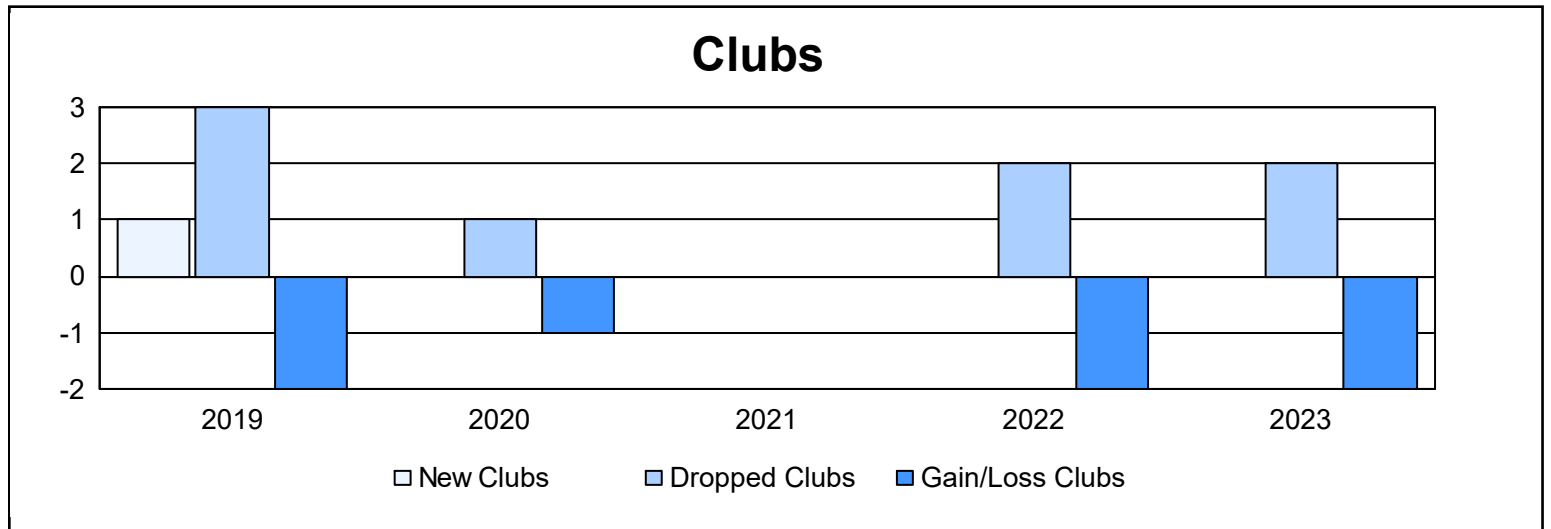
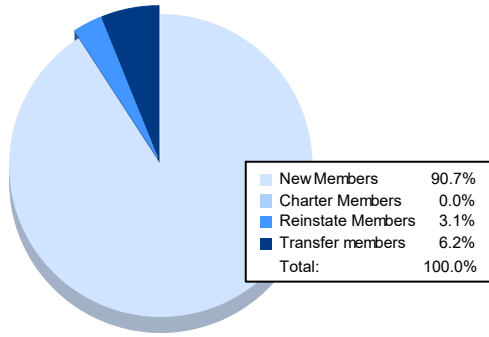


Year	New Clubs	Dropped Clubs	Gain/ Loss Clubs	New Members	Charter Members	Reinstate Members	Transfer Members	Total Member Added	Total Members Dropped	Gain/ Loss Members
2018-2019	1	3	-2	200	21	3	5	229	271	-42
2019-2020	0	1	-1	142	6	6	11	165	237	-72
2020-2021	0	0	0	66	3	6	6	81	211	-130
2021-2022	0	2	-2	150	0	6	10	166	192	-26
2022-2023	0	2	-2	147	0	5	10	162	227	-65
<b>Average</b>	<b>0</b>	<b>2</b>	<b>-1</b>	<b>141</b>	<b>6</b>	<b>5</b>	<b>8</b>	<b>161</b>	<b>228</b>	<b>-67</b>



### Membership Composition June 2023 Cumulative



### Gender Composition June 2023 Cumulative

